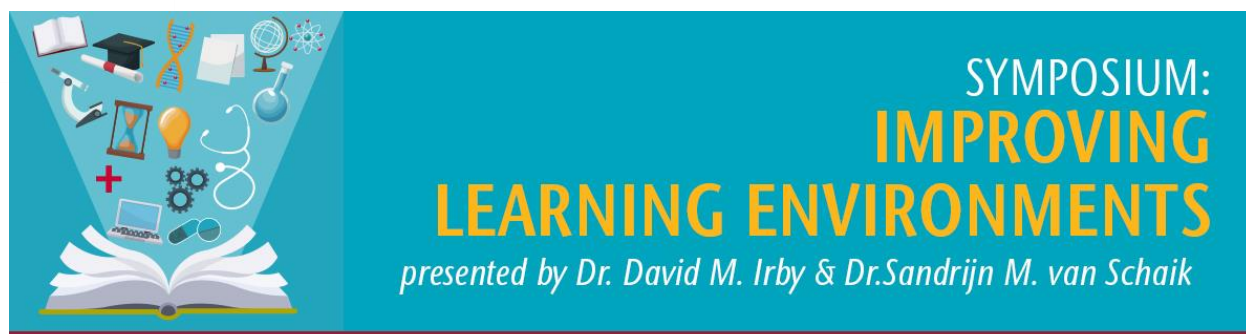


Attendance Summary- March 13-14, 2019



Sponsored the CVM Teaching Academy, with collaboration from Health Sciences, and WSU Academic Outreach & Innovation.

Attendance Summary:

The Symposium: Improving Learning Environments reached a wide variety of audiences, totaling **85** faculty, graduate, and staff members over **5** different WSU colleges, from at least **6** campuses (Pullman, Spokane, Logan, Walla Walla, Vancouver, Yakima). The audience also reached a total of **12** members from **3** different institutions within the **Regional Teaching Academy** (University of California, Davis, Colorado State University, and Western University of Health Sciences).

		Total Attendance	CVM	COM	Pharmacy	Nursing	AOI	RTA Institutions (YouTube)	YouTube Live Views (unknown sources)
Wednesday, March 13 th	12 pm: Plenary 1: Improving Learning Environments: How should we think about them? Where do we begin?	78	47*	5*	8*	4*	2	12*	14 (all accounted)
	1 pm: Plenary 2: Improving Learning Environments: How should we think about them? Where do we begin?	68	44*	4*	8*	4*	2	6*	17 (15 accounted for)
	Workshop 1: Optimizing Learning Environments: Creating Vision and Actionable Plans	46	26*	3*	8*	3*	1	3*	10 (8 accounted for)
Thursday, March 14 th	9 am: Plenary 2: Exemplary learning environments: Integration of diverse perspectives to achieve success.	53	30*	3*	8*	3*	1	3*	17 (12 Accounted for)
	10 am: Workshop 2: Did you really mean to say that? Debriefing after a professionalism lapse: Tips for teachers	46	23	3	8	3	1	2	16 (10 Accounted for)
	1 pm: Workshop 3: Is it hot in Here? Creating a Positive Learning Climate in My Teaching	40	20	4	8	2	0	2	11 (7 accounted for)

*Individuals from those colleges/institutions reported that they were watching from a distance and were accounted for in attendance.

**Note: Livestream video, were only able to track views that were reported, not able to determine how many people were watching on the other end

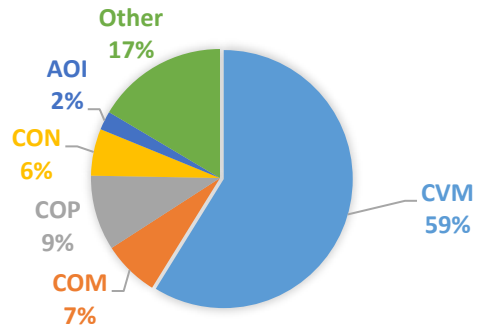
Attendance Summary- March 13-14, 2019

Total People Reached during visit

CVM	50
COM	6
COP	8
CON	5
AOI	2
Other	14

****Other: 2 Davis, 1 CSU, 11 WU 85**

COLLEGE REPRESENTATION

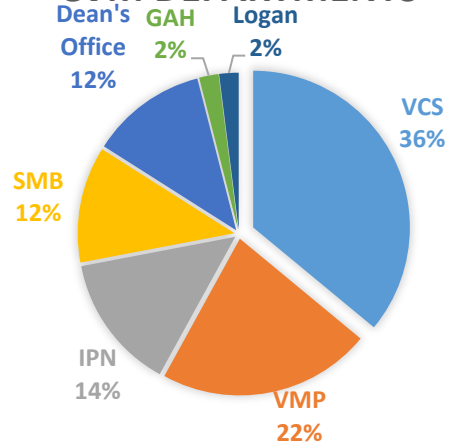


CVM Departments Represented

VCS	18
VMP	11
IPN	7
SMB	6
Dean's Office	6
GAH	1
Logan	1

50

CVM DEPARTMENTS



Overall Attendance

