

Preparing for Fall 2020 Online Teaching

Panopto lecture capture and editing
Blackboard tests

CVM Teaching Academy Summer Series
Bob Mitchell
June 30, 2020



What tool do I use for lecture delivery?

Live, interactive, synchronous teaching: **Zoom**

Pre-recorded asynchronous teaching: **Panopto**



Panopto

Bookmark : wsu.hosted.panopto.com

Installation:

CVM office computer: *Software Center*

Personal computer: *wsu.hosted.panopto.com*



Panopto : Settings

Select folder

Name the recording

Quality = High

Resolution

1280 x 720

15 fps or

1000kbps

Capture Computer Audio if audio playback

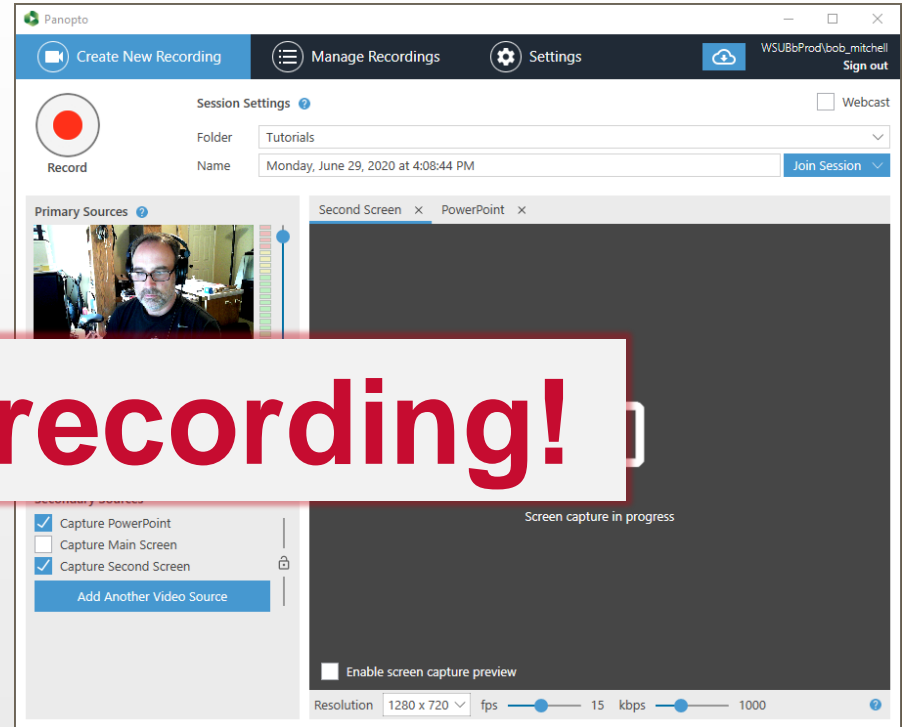
Capture PowerPoint

bookmarks slides

records static slide only

Specify which screen(s) to capture

*Use **Enable screen capture preview***



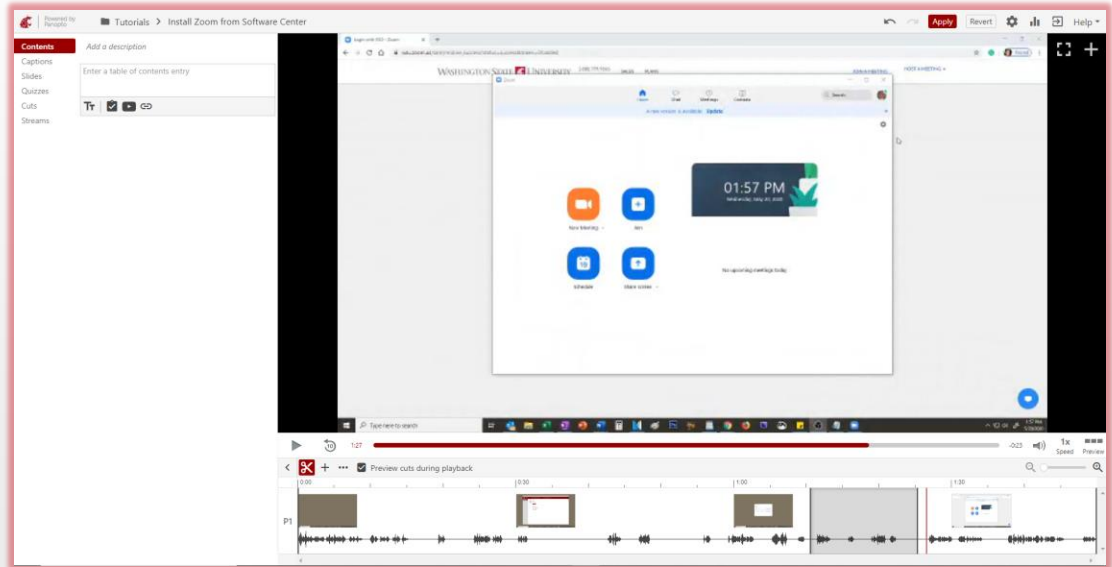


Panopto : Editing

Pencil icon to open editor
Scissors tool on timeline

grey = remove
white = keep

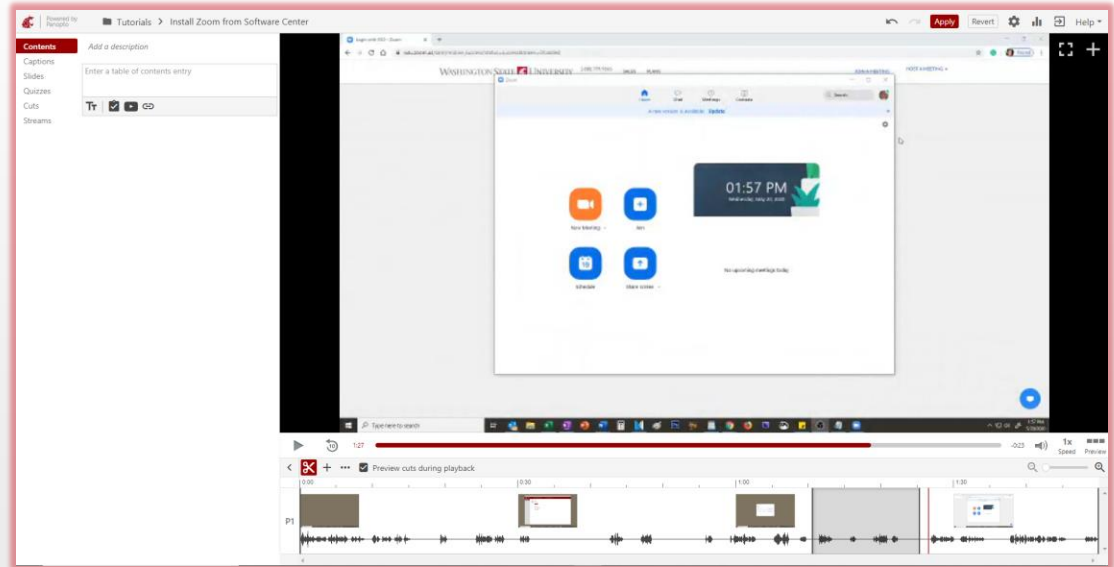
click *Apply* to apply edits
edits are non-destructive





Panopto : Add Content

- quiz
- YouTube video
- webpage





Panopto : Deploy the lecture

Settings | Overview | Availability



Blackboard Tests

Bookmark : learn.wsu.edu

Build
Preview
Deploy



Blackboard : Build Test

Course Tools | Tests, Surveys and Pools | Tests | Build Test



Blackboard : Preview Test

Student Preview

when done, select *Delete the preview user and all data*



Blackboard : Deploy Test

Test availability options

Students with time accommodations

Take-home tests



Blackboard : Help

https://help.blackboard.com/Learn/Instructor/Tests_Pools_Surveys

<https://internal.vetmed.wsu.edu/faculty-group/blackboard-resources-for-instructors/tests-and-quizzes>

<https://li.wsu.edu/academic-tech-tools/learning-management-systems-lms/>

<https://li.wsu.edu/academic-tech-tools/learning-management-systems-lms/best-practices-lms/>

bob_mitchell@wsu.edu